

# Professional transformer compatibility list LED Low Voltage range









Recommended transformer compatibility list for Low Voltage lamps  
For non-dimmable systems only

**KEY**

<b>x-y</b>	Transformer is compatible with x - y lamp
<b>Yellow</b>	Transformer is compatible but will not work according Philips claimed specifications under all conditions
<b>Red</b>	Transformer is not compatible and therefore will not comply to Philips claimed specifications.
<b>N.A.</b>	Transformer lamp combination not applicable/relevant
<b>T.B.D.</b>	Transformer lamp combination not tested

*This document is for information purposes and must be treated as recommendation. Signify attempted to provide best results, results are generated in lab conditions and might contain faults*

			LED spots						
			MAS LED ExpertColor 10,8-50W 9xx AR111 xxD 9290030432 9290030433 9290030434 9290030435 9290030436 9290030437	MAS LED ExpertColor 14,8-75W 9xx AR111 xxD 9290030426 9290030427 9290030428 9290030429 9290030430 9290030431	MAS LEDspotLV D 20-100W 927 AR111 24D 9290020503 9290020504 9290020505 9290020506 9290020507 9290020508	LED 4.6 - 35W MR16 WW 60D D RF IPF/12 9290024941	MAS LED spot VLE D 5.8-35W MR16 9xx - xxD 9290024925 9290024926 9290024927 9290024928 9290024929 9290024930	MAS LEDspotLV DimTone 5.8-35W MR16 36D 9290024931	
									
	Brand / type	Watt	LED Watt						
Transformer 50-70W	Philips Primaline 70	20-70	20-70	1	1	1	1-4	1-3	1-3
	OSRAM Halotronic HTM 70 (new type)	20-70	4-14	1	1	1	1-4	1-3	1-3
	Philips Certaline 60	20-60	4-12	1	1	1	1-4	1-3	1-3
	SEET STE 70VA 7429	20-70	4-14	1	1	N.A.	1-2	1-2	1-2
	TRIDONIC SPEEDY TE-0050 C101	20-50	4-10	1	N.A.	N.A.	1-2	1	1
	TCl PICO WOLF 60	10-60	4-12	1	N.A.	N.A.		2	2
	Vossloh Schwabe EST 60/12.635	10-60	4-12	1	N.A.	N.A.	1-2	1-2	1-2
	RELCO ICE60 PFS TH 60W	10-60	4-12	1	N.A.	N.A.	1-2	1-2	1-2
	RELCO MINI ICE RN1650 70W	20-70	4-14	1	1	N.A.	1-2	1-2	1-2
	Varilight YT50L	0-50	0-10	1	1	1	1-4	1-3	1-2
	Varilight YT70L	0-70	0-14	1	1	1	1-4	1-3	1-3
	TRIDONIC SPEEDY TE-0070	20-70	4-14	1	1	N.A.	2	1,2	2
Vossloh Schwabe EST 70/12.380	20-70	4-14	1	1	N.A.	1-2	1,2	1-2	
Radiant XE060/03	20-50	4-10	1	N.A.	N.A.	1-2	1	1	
OSRAM ET-P 60	20-60	4-12		N.A.	N.A.				
Transformer 105W	Philips Primaline 105	35-105	7-20	1	1	1	1-4	1-4	1-4
	OSRAM Halotronic HTM 105	35-105	7-20	1	1	1	1-4	1-4	1-4
	Philips Certaline 105	35-105	7-20	1	1	1	1-4	1-4	1-4
	Tridonic speedy TE-0105 C101	35-105	7-20	2	2	2	2-4	2-3	2-3
	RELCO ICE 105 PFS TH	20-105	4-20	1-2	1	1	1-4	1-3	1-3
	Vossloh Schwabe EST 105	20-105	4-20	1-2	1	1	1-4	1-3	1-3
	Varilight YT105L	0-105	0-20	1-2	1	1	1-4	1-3	1-3
	IBL lighting UK 4106.00 105W	35-105	7-20	1-2	1	1	1-4	1-3	1-3
	TCl Pico Wolf 105	20-105	4-20	1-2	1	1	1-4	1-3	2-3
	GIRA tronic trafo	20-105	4-20	1-2	1	1	1-4	1-3	1-3
Transformer 150-160W	Philips Primaline 150	50-150	10-30	1-2	1-2	1	1-4	1-4	1-6
	Philips certaline 150	50-150	10-30	1-2	1-2	1	2-4	2-4	1-6
	Relco ICE 150	50-150	10-30	2	2	1	2-6	2-5	2-5
	Relco ICE 160 PFS TH	100-160	20-32	2	2	2	3-6	4-5	4-5
	TCl (DIAG) T150 (WXI50)	30-150	6-30	2	3	1	2-6	2-5	2-5
	OSRAM HTM 150	50-150	10-30	1-2	1-2	1	2-4	2-4	2-6
	SEET HA-150 code 7431	50-150	10-30	1-3	1-2	1	2-6	2-5	2-5
Varilight YT150	0-150	0-30	1-3	1-2	1	1-6	1-5	1-5	
Transformer 210-250W	RELCO ICE 200 PFS TH	100-200	20-40	2-4	2	2	4-8	4-6	4-6
	SEET HA 210 code 7432	50-210	10-42	1-4	2	1-2	2-8	2-6	2-6
	TCl W210	50-210	10-42	2-4	2	1-2	3-8	3-6	3-6
	RELCO ICE 250 PFS TH	100-250	20-50	4-5	2-3	2		4-8	4-8
	VARILIGHT YT 250	0-250	0-50	1-5	1-3	1-2	1-10	1-8	1-8
	TCl W250	50-250	10-50	2-5	1-3	1-2	4-10	4-8	4-8